




Connecting People, Science and Regulation®

# Effective Shop-Floor Oversight and Good Training Methods

By Guenther Gapp





# Important Aspects about

- Shop Floor Oversight
  - General Guidance and References
  - Quality Culture & Aseptic Processing at the Shopfloor
  - How to prepare Shop Floor Monitoring Reports
  - Experiences
- Effective Training Methods in Aseptic Processing
  - Lessons learnt from > 20 years
  - What works, and what not
  - Examples



## WHY is personnel important ?

- Personnel is running the filling line inside the cleanroom.
- They are very close to sterile product / product – and indirect product contact services
- They perform the set-up, which may be most risky part in the process
- They are primary source of microbial contamination of aseptic processing areas is personnel (PDA PTC I)
- Audits – company is very vulnerable through exposure of „clean room operators“



**It's all about .....**

**... good human behaviors and treating people with respect !**

**... and often there is a deficiency in „LEADERSHIP“ !**

## What is a **BAD** Quality Culture in Aseptic Processing ?



- Inadequate (outdated) Quality Management System (e.g. Senior Management is focused on sales and numbers)
- Installation of low-priced filling lines, or even disassembly from other sites
- No investment in advanced aseptic processing lines (Isolators/ RTPs/ ...)
- Supplier-Management based on a one day audit (including API supply: is very serious in case of sterile API)
- Low recognition of shop- floor personnel by supervisors and management
- No periodic QA (and supervisor) oversight

## What is a **BAD** Quality Culture in Aseptic Processing ?



- Training and (Re) Qualification of operators not effective and convincing
- If production staff does the QC – controls : no QA oversight and EM surveillance monitoring
- No Feedback to/ no information from cleanroom operators to QA / Supervisors
- Mainly new (qualified) operators have to work within clean rooms
- No Bonus salary for qualified operators



## What is a **BAD** Quality Culture in Aseptic Processing ?



- Clean room staff includes part time contractors
- High pressure on cleanroom operators with regard to EM-results (Risk: false negatives and Data Integrity)
- Deviations/ Investigation Reports : Focus in producing a high numbers of pages without real value for quality (e.g. Investigation Reports, Fishbone Analyses, ... ) - resulting from lacking process knowledge



## What is a **GOOD** Quality Culture ?



- Advanced Aseptic Processing Facilities
- Good Supplier Management in place
- Recognition of shop-floor staff by management (QA and Management presence/ information/ Bonus salary/ ..)
- Long time employees
- Open-minded conversation culture and teamwork (deviations)
- Motivation (Awards as e.g. “Employee of the Month”)
- Effective Training Tools (videos: legal issues must be considered)





## What is a **GOOD** Quality Culture ?



- Convincing Training sessions (e.g. impact of WL on the company /individual)
- KPI's (Key Performance Indicators) established and displayed about aseptic working practices ( EM –Trending and Deviations/ Behaviors/ Audit Findings/ ..)
- Production/ QA/ QC/ Engineering are partners
- Physical presence of QA in production building (including batch record review)
- Systematic execution of proactive- Risk analyses by a QRM team



## What is a **GOOD** Quality Culture ?



- Tell the staff they are really important !
- Interactive Training with demonstrations and tests
- Use illustrative videos (self-taped) from the facility
- Periodic Shop Floor presence also by the upper management
- Involve personnel & request feedback – they are the experts !
- Environment within cleanroom and gowning must be convenient
- Bonus salaries for good, qualified individuals
- Motivation by recognizing their good and hard work



# References for “oversight”

## FDA Aseptic Guide:

- Supervisory personnel should routinely evaluate each operator’s conformance to written procedures during actual production.
- The process simulation should be observed by the QC ...



# PDA Aseptic Processing Ptc 1

## Topic E: Supervision in the Aseptic Processing Area

### Problem Statement

What is the degree of oversight necessary to effectively monitor an aseptic processing area?

### Recommendation

Oversight of aseptic processing should be performed by individuals who are trained and qualified in the aseptic procedures for the areas being reviewed. These persons should have a thorough understanding of the process and the potential contamination risks. This oversight is best performed by physical presence in these areas with consideration on limiting microbial contamination risks (e.g., by monitoring the areas through windows or cameras when possible).

Aseptic processing areas that contain viewing windows may allow observation of some aspects of aseptic processing from outside the aseptic processing area.

The degree of oversight needed may depend on the level of physical separation of the operators from the exposed products and product contact surfaces and the level of process automation.

Proper oversight is required but not limited to cleaning, maintenance, production on all shifts, or any activity that can negatively impact the aseptic conditions within the aseptic processing area.

The quality unit is also responsible for reviewing the oversight program for the aseptic area.



# PDA Aseptic Processing Ptc 1

## **Rationale for Recommendation**

Maintaining a successful aseptic operation is dependent on operational discipline and on the conduct of personnel in the way that they have been trained to perform, regardless of internal or external factors that may negatively influence their performance (e.g., pressure to complete a manufacturing run in a short time). Manufacturers should be able to demonstrate that operational discipline is maintained, and oversight is a key methodology to achieve this.



# Experiences of Shop Floor Oversight and Mentoring (including isolators)

- Shop Floor Reports
- Benefits of a Third Party Shop Floor Oversight... *Fresh eyes often helpful*
- Structure and Topics of Report :
  - *Cleanliness/Maintenance*
  - *Gowning of operators*
  - *Performance of Environmental Monitoring*
  - *Aseptic Operations Practices*
  - *Specific Topics for detailed review*
  - *Summarize overall impression and provide „numbers“*
- Include Pictures (in agreement with individuals, but without compromising individuals, work council agreement)
- Prepare own videos as effective Training tools (but: legal clarification required)
- Awards for „very positive“ observations and practices executed by individuals
- Trending and display of positive and negative findings
- Examples of reports are presented



## Example Shop Floor Mentoring Report: include pictures

### 2.5. Specific Topics in Focus of the Shop-Floor Visit (varying):

#### VHP Decontamination cycle

- The cycle printout has been reviewed and parameters are according to the SOP xxx.
- During the VHP cycle some movable equipment parts (e.g. conveyor belts) have been moving to allow access for decontamination. Some gloves have (close) contact to bags, which have been hanging in the isolator. This could prevent sufficient access of VHP and may compromise the surface decontamination. ←  
Solution: It is already planned to use the new glove extension systems (will be reviewed in the next week during a VHP cycle)

**Pictures 2:** Isolator inside during the aeration cycle





## Example Shop Floor Mentoring Report: conclusions

### 3. Overall Impressions of the Shop Floor Mentoring No. 5:

Set- Up practices of filling line is simple; disinfection procedure of isolator gloves within LF zone; passive air monitoring is now performed “in operation”; usage of disinfectant dispensers instead of contacting the spray flasks;



Review speed of isolator glove movements if “deliberately slow” enough; during filling there should be no spraying of disinfectants inside the isolator; SOP(s) require more details (and pictures) about the set-up activities of the filling line



#### 3.1. Number of “Items for Improvements”

3 ←←←





## Selected Findings of Shop Floor visits (from different sites)

- Not clearly defined & trained Hand-washing and Hand/ Glove Disinfection procedure (includes the glove disinfection before entering isolator gloves)
- Glove disinfections by operators has not been done in the same way **(critical in audits ! ) – prepare TRAINING VIDEOS !**





## Selected Findings during Shop Floor visits (different sites)

- Cleanliness of Floors
- Maintenance of Floors and e.g. rusty door frames
- Curtains in LF Zones “worn out”
- Incorrect used “Three Bucket Method”
- No detergents used for (dirty) floors
- Rapid Movements of operators !
- **ISOLATOR:**
  - No Verification of RTP (Rapid Transfer Ports) Integrity
  - No Requalification of welding device for equipment packaging
  - Contact of gloves with bags during VHP cycle
  - Rapid Movements of isolator gloves during manipulations
  - Spraying of disinfectants during filling
  - EM- samples within isolator not labeled
  
- Wrong sequence of Surface Monitoring (surfaces/ gloves)
- Insufficient number of surface monitoring samples within grade C
- Settle plates exposed under static conditions and not in operation



# Effective Training – Lessons learnt

- My experiences from the past





# The Auditorium : Their Expectations

...



# Tell them about the Risks of NON-STERILITY and NON-COMPLIANCE





# Impact of Non-sterile Product on the market



# Impact of Non-sterile Product on the market

- QC controls for release are not sufficient to assure sterility of the whole batch (sterility testing)
- May lead to adverse reactions and death of patients !!
- These patients may be my family members and/or even you
- Dramatic effect on my company
  - Product recall from the market
  - Health Authorities/ FDA Warning Letter/Non- Approval
  - Consent Decree
- Impact on the company – potential job losses



# Impact of a “poor” Audit

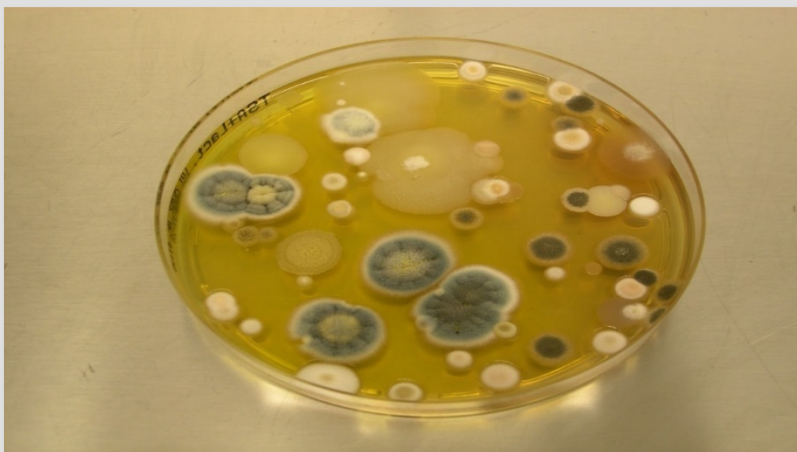
- Inspectors walk – several hours- through the plant
- Observe operators at the shop-floor and may do interviews
- You have to live these behaviors and incorporate practices
- Dramatic effect on my company
  - Ban product on the market
  - FDA Warning Letter / MHRA/ Local Agencies
  - Consent Decree
- Finally also loose the job





# General Microbiology

- Microorganisms cannot be seen with the naked eye!
  - Visible only as a mass (colony = millions of individual cells)
  - Or with magnification by a microscope





# Hygiene and Disinfection

## Fingerprint on Agar Plates

Fingers **not washed**

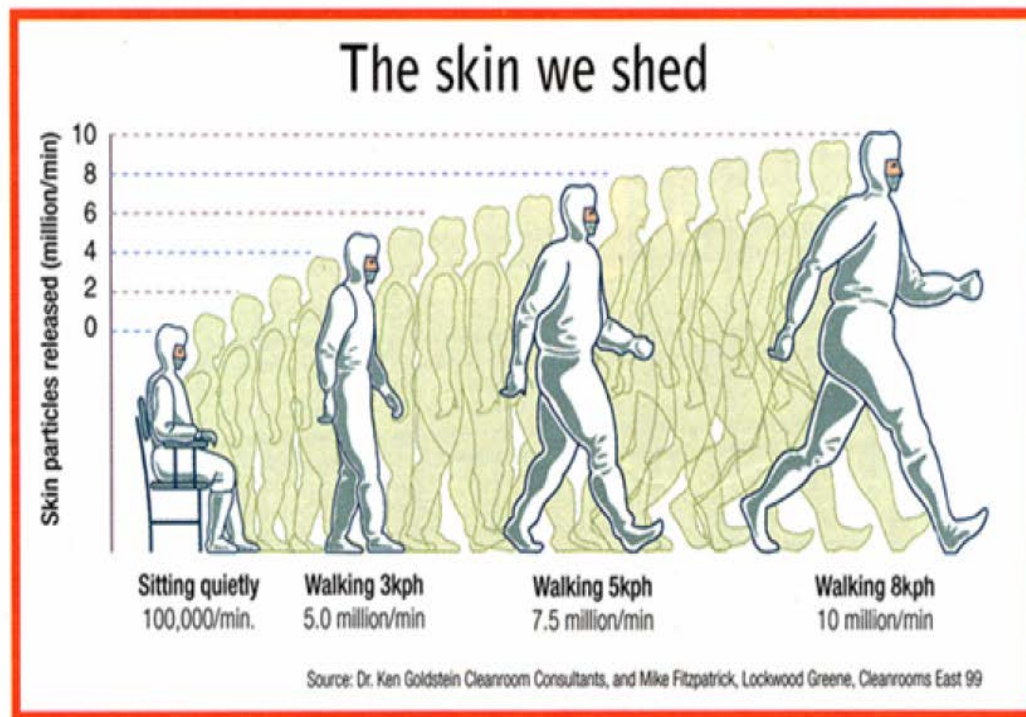
Fingers **washed**

Fingers **washed** and  
**disinfected**





# Personnel ... WE SHED SKIN (and BACTERIA)





# Practical Training in classroom (with volunteers and demonstrations )



# Examples for effective Training

- Videos Assessment about Set-Up and Operations WITH the staff
- Written Tests



# Please share your Best Practices and Experiences



# 3 Take Away Messages