

Hands on basic instructions


Markus Lankers, PhD
November 2023
markus.lankers@mibi-c.com





- Identify important parameters
- Recognize behavior of different particles
- It's hard to be an inspector even for half a day





- Test set contains 28 vials
- Blanks and rejects
- Every Inspector has to inspect all 28 vials in each experiment
- Patiently wait until the class is ready to move on to the next experiment

Setup of the instrument



Switch on
both lamps



Measure light
intensity. Mark
a position at ~
3000 Lux



Mark a position
at ~ 3000 Lux



- Remove cover from sensor
- Select measurement range
- Just listen to the metronome while inspecting to get the right timing




- Pick up vial holding at approximately a 30-degree angle and bring to the black and then the white background to inspect for any heavy particles on the lower portion of the vial bottom.
- Gently swirl to inspect for any fine sediment on the bottom of the vial in both backgrounds.
- Fully invert to fully 'wash' the stopper area, return upright, and swirl the vial in front of the black background looking for particulate matter.
- Fully invert, return upright, and swirl in front of the white background looking for particulate matter.
- Record results on data sheet.

- Two vials of each set (marked with a dot) contain easy to observe particles
- Make yourself familiar with swirling and inverting for a couple of minutes with these vials to practice the particle detection
- Try swirling and inverting





Inspect at
marked position



Inspection time
5s black, 5 s
white
background




Swirl or
invert



Record
result



Inspect at
marked position



Inspection time
10s black, 10s
white
background



Swirl or
invert



Record
result



Switch off
one lamp




Measure light
intensity



Mark a position
at ~ 1500 Lux



Inspect at
marked position



Inspection time
5s black, 5 s
white
background




Swirl or
invert



Record
result



Inspect at
marked position



Inspection time
5s black, 5 s
white
background



No
Swirling
or
inverting



Record
result