



Life Sciences



PDA Technical Report No. 26 “Sterilizing Filtration of Liquids”

PDA New England Chapter
June 13, 2007

Jerry Martin
Sr. Vice President, Scientific Affairs
Pall Life Sciences

Co-author, PDA TR26
Member, PDA Sterilizing Filtration Task Force

Presentation Overview

- **US FDA Issues**
- **PDA Tech Report Scope**
- **Task Force Members**
- **Contents Overview**
- **Key New Recommendations**

FDA Statement

“The agency does not agree that the demonstration of the lack of holes* in the membrane, by any selected membrane integrity test, automatically implies the retention of the microorganisms which may be present in the drug product.”

**Peter Cooney, Ph.D., FDA CDER,
PDA/FDA Forum, 7/95**

* (“defects”)

FDA Published Statements on Filter Validation

- FDA Human Drug CGMP Notes, Dec., 1995
 - “Since there is a possibility that the drug product may cause reduction in the size of the micro-organism, it is best to test the microbial retentivity of the filter with the microbial challenge in the actual drug product.”

FDA Published Statements on Filter Validation

- FDA CDER Perspective on Isolator Technology, ISPE Barrier Technology Conference, Dec, 1995
 - “Recently, several instances have come to the Agency’s attention, when passage of a drug product through a 0.2 μm rated filter was not sufficient to remove contaminating microorganisms.”

FDA Published Statements on Filter Validation

- FDA CDER Perspective on Isolator Technology, ISPE Barrier Technology Conference, Dec, 1995
 - Issues to be considered are....
 - How long will the filling line be operated?
 - Does the subject drug product support growth?
 - Does the drug product alter filter retentivity?
 - Does the drug product alter the size of microorganisms or other physical trait, such as deformability, that could affect filterability?"

PDA Technical Report #26

Scope Statement

- **Purpose: Generate an educational monograph on sterilizing filtration technology**
 - **Not intended as a standard or regulatory document**
- **Include manufacturers, users and FDA**
- **Solicit PDA member and FDA review of drafts**
- **Publish Technical Report for industry guidance**

PDA TR26 Task Force

- Drug Manufacturers
 - Pharmacia & Upjohn
 - Abbott Laboratories
 - Eli Lilly
 - Glaxo Wellcome
 - Merck
- Filtration Consultants
 - J. Wilson (ex. Abbott)
 - T. Meltzer
 - H. Schroeder
- Filter Manufacturers
 - Pall (J. Martin)
 - Millipore
 - Sartorius
 - W. L Gore & Assoc.
 - Filterite (now part of Pall)
 - Meissner
- FDA Representative
 - P. Stinavage, CDER
(now at Pfizer and Chair of 2007 revision task force)

Table of Contents

1. Introduction
2. Pharmaceutical Filtration - History
3. How Filters Work
4. Filter Selection and Characterization
5. Physical and Mechanical Characteristics
6. Sterile Filter Validation / Bacterial Retention
7. Integrity Testing
8. Sterilization
9. Appendices and Bibliography

Contents

1. Introduction

2. Pharmaceutical Filtration

- Historical highlights

3. How Filters Work

- Size exclusion
- Other retention mechanisms
- Bioburden retention probability
- Pore size rating

Contents

4. Filter Characterization and Selection

- Types, Configurations, Particle Shedding
- Extractables, Chemical Compatibility, Adsorption
- Thermal and Hydraulic Stress Resistance
- Toxicity Testing, Bacterial Challenge,
- Physical Integrity Testing

5. Physical and Mechanical Characteristics

- Filtration Rate and Clogging (Throughput)
- Fluid Interactions, Physical and Structural Limitations

Contents

6. Sterile Filter Validation / Bacterial Retention

- Factors and Considerations for Retention Studies,
- Challenge Organism Selection and Culture,
- Challenge Concentration, Level, Aggregation, Viability
- Test Methods, Procedures and Protocols
- Nonbactericidal Processes and Fluids, Surrogates
- Bacteristatic/Bactericidal/Nondispersive Fluids
- Reduced Exposure Time, Modify Process/Formulation
- Indigenous Bioburden

Contents

6. Sterile Filter Validation / Bacterial Retention (cont.)

- Filter Medium versus Device
- Pressure Differential and Flow Rate
- Duration
- Downstream Sampling, Assay Membrane Selection
- Results Interpretation
- Product Bioburden
- Filter Configuration Change

Contents

7. Integrity Testing

- Integrity Testing Theory
- Integrity Test Results and Microbial Retention
- Product-Wetted vs. Water-Wetted Integrity Testing
- Upstream Testing, Automated Instruments
- When to Integrity Test
- Failure Analysis/Trouble Shooting

8. Filter Sterilization

- Autoclave, Steam in Place
- Irradiation, Gas

Contents

- Appendices
 - A. Pore Size Estimation
 - B. Toxicity and Filter Extractable Testing
 - C. Filter Validation Recommendations
 - D. Nondestructive Physical Integrity Test Methods
 - E. Statistical Adjustment
- Bibliography

Sterilizing Filter Validation

Summary Concepts

**Select and Characterize Filter
to Meet Process Conditions**

**Adsorption
Compatibility
Extractables**

**Microbial
Retention
Validation**

**Relate Physical
Test Parameters
(Integrity Tests)**

FDA Guidelines on Aseptic Processing (1987)

“A sterilizing grade filter is one which, when challenged with the microorganism *Pseudomonas diminuta* at a minimum concentration of $10^7/\text{cm}^2$ of filter surface, will produce a sterile effluent”

“Forget about it!”

Peter Cooney, Ph.D., FDA CDER

PDA Annual Meeting, Washington, DC, Nov. '98

PDA Filtration Committee Discussion Points

“A sterilizing grade filter is one that sterilizes the drug product.”

Peter Cooney, Ph.D., FDA CDER

Filter claims for “sterilizing grade” will continue to be of value to drug manufacturers for selection and product-specific retention validation.

PDA Filtration Committee

PDA TR26 Summary

Sterilization Validation

- Product sterilization may not be achieved with integral “sterilizing grade” filter cartridges
 - Filter manufacturer’s integrity test limit and lot sample challenge predict *Brevundimonas diminuta* retention under standard test conditions (e.g. ASTM F838-83, now F838-05)
- Sterilization of drug product should be validated
 - Confirm that drug product, process conditions and bioburden do not affect the process filter’s ability to produce sterile effluent

PDA TR26 Summary

Sterilization Validation

PDA Technical Report # 26:

“The goal of conducting bacterial retention validation studies is to generate data demonstrating that the filtration process will consistently remove high levels of a standard bacterium, or relevant bioburden isolate, suspended within product (or surrogate fluid), under actual process conditions”

PDA TR26 Summary

Sterilization Validation

- **Every product need not be tested**
- **Products can be grouped into “families”**
- **Family extremes can be “bracketed”**
- **“Worst case” product models can be selected**
- **Scientific rationale must be documented**

PDA TR26 Summary

Sterilization Validation

- **Validate filtration sterilization process under “worst case” conditions for:**
 - **Product - drug product formulation**
 - **Process - drug filtration process**
 - **Bioburden - drug and filling environment**
 - **Membrane - physical QC specifications**

PDA TR26 Summary

Relating Integrity Test Values

“Validation studies should establish the relationship between the chosen integrity test method and bacterial retention... and serve as a basis for establishing appropriate parameters for the pre- and post- use integrity testing of production filters.”

Integrity Test Correlation

■ Bubble Point

■ Not consistent with filter area

- High area cartridges may have different BP than discs cut from identical pore distribution membrane

■ Filter mfr certifies cartridge membrane BP \geq min. production membrane BP (prod'n BP test)

■ User confirms certified cartridge membrane BP $>$ min. validated disc membrane BP (prod'n BP test)

- Confirms membrane in cartridge is at least as “tight” as “worst case” validated membrane

■ User tests assembly BP to $>$ min. allowable limit for cartridge/assembly BP

- Confirms cartridge is free of leaks or perforations = integral.

Integrity Test Correlation

- **Forward Flow (a.k.a. Diffusion)**
 - **Flow too low to measure on small discs**
 - Can't scale up disc flow to cartridge flow accurately
 - **Filter mfr certifies cartridge membrane BP \geq min. production membrane BP (prod'n BP test)**
 - **User confirms certified cartridge membrane BP $>$ min. validated disc membrane BP (prod'n BP test)**
 - Confirms membrane in cartridge is at least as "tight" as "worst case" validated membrane
 - **User tests assembly FF to $<$ max. allowable limit for cartridge/assembly FF**
 - Confirms cartridge is free of leaks or perforations = integral.

Summary Recommendations

PDA TR#26

- **Parametric approach for validation of sterilizing filtration process**
 - “Worst case” product/fluid or surrogate model
 - “Worst case” process conditions
 - “Worst case” bioburden model or isolate
 - “Worst case” membrane discs based on manufacturer’s specification
- **Relate production filter membrane/cartridge integrity to validated membrane disc retention and integrity specification**

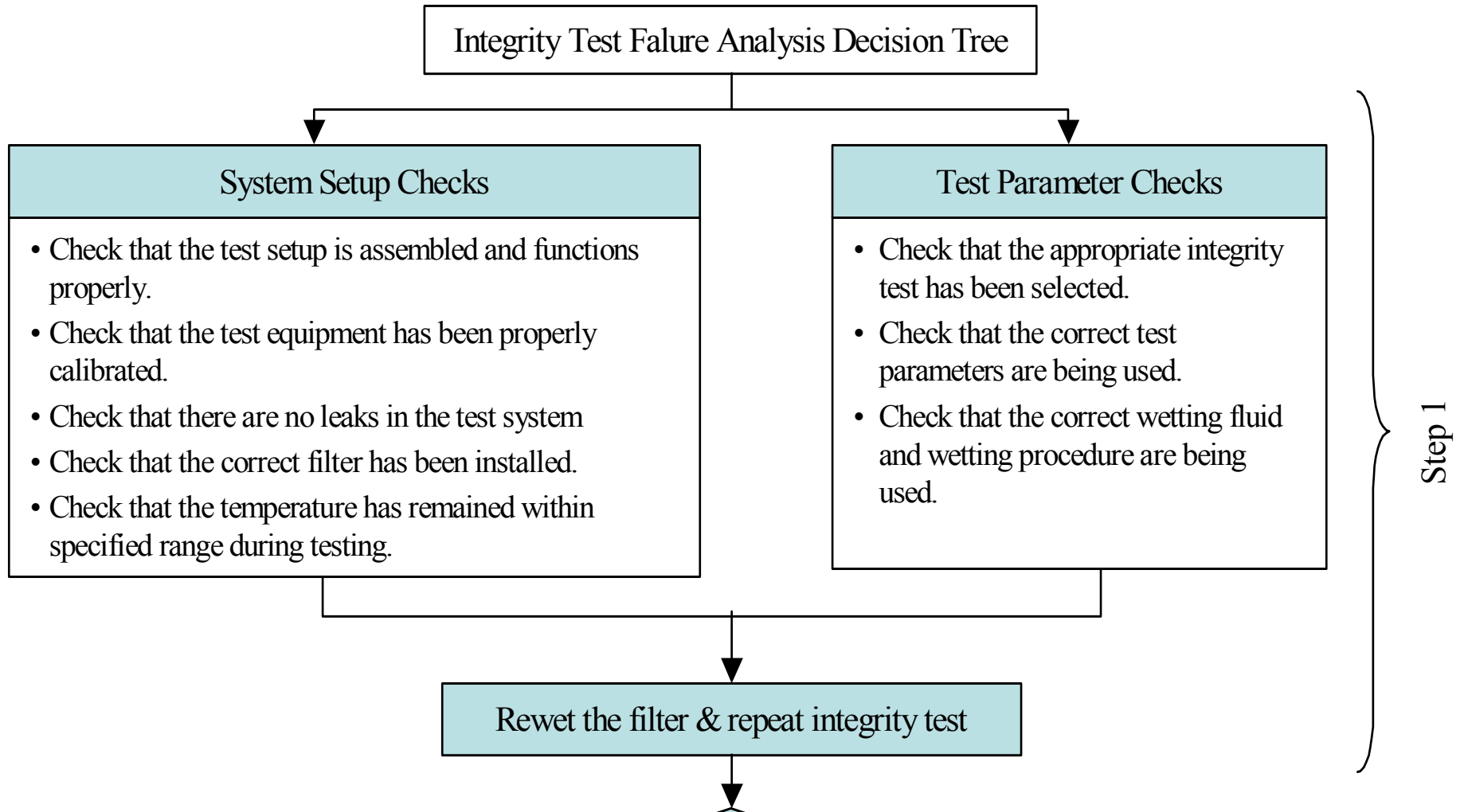
PDA TR 26 Revision 2007

- **24 Member Task Force**
 - Biotech, pharmaceutical, contract manufacturing, filter manufacturing and consultants
- **Updated for current best practices**
- **Expanded sections**
- **New sections, e.g.**
 - **Redundant filtration**
 - **Re-sterilization of filters**
 - **Integrity testing multi-cartridge systems**
 - **Disposable filtration systems**

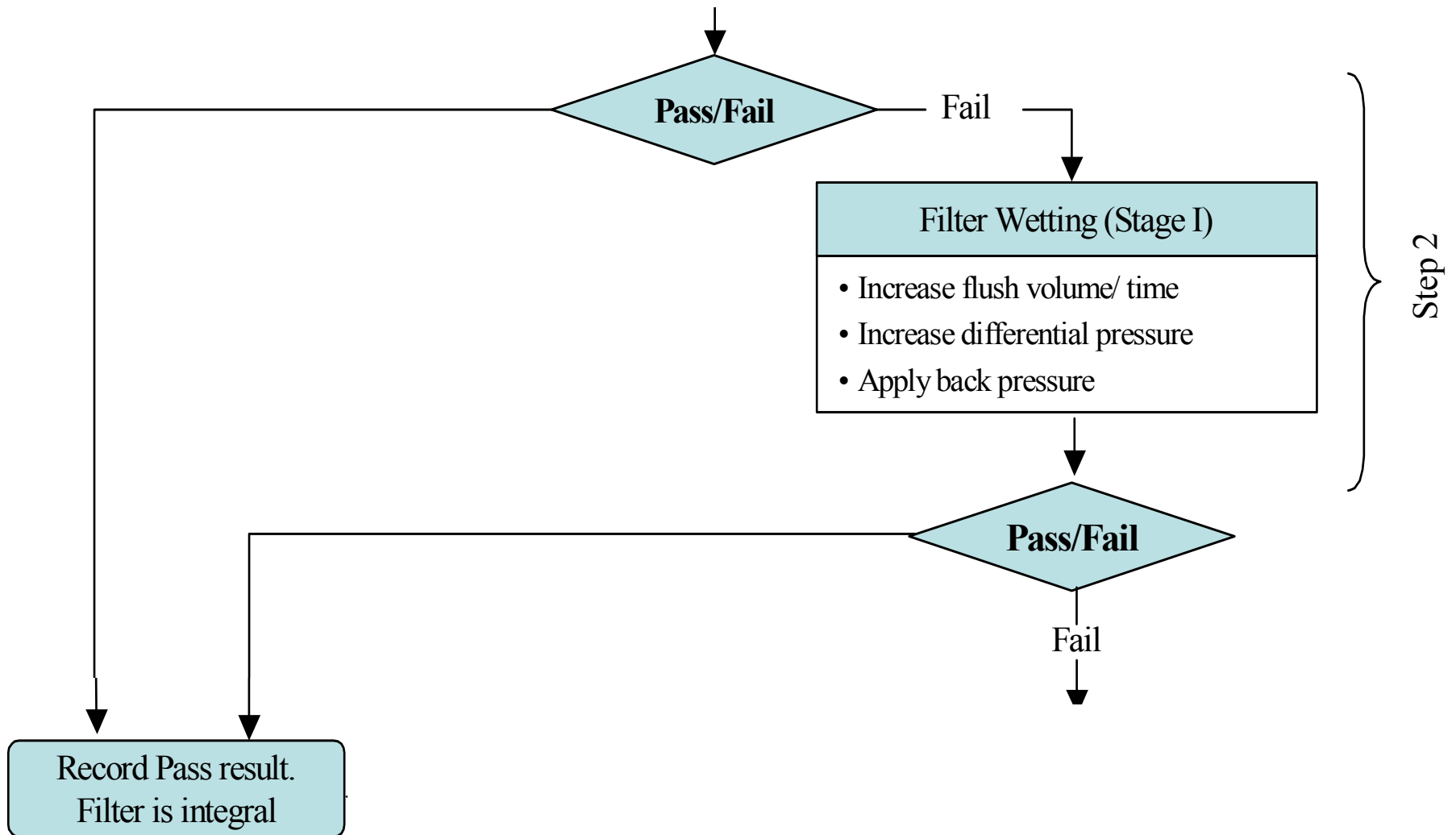
Process Risk Assessment Factors

Higher Risk	Factor	Lower Risk
Higher levels, Diminutive organisms	Bioburden	Lower levels Large organisms
Higher	Differential pressure	Lower
Higher	Flow rate	Lower
Growth promoting	Product	Bactericidal or preserved
Ambient and higher	Temperatures	Refrigerated
Longer	Time	Shorter

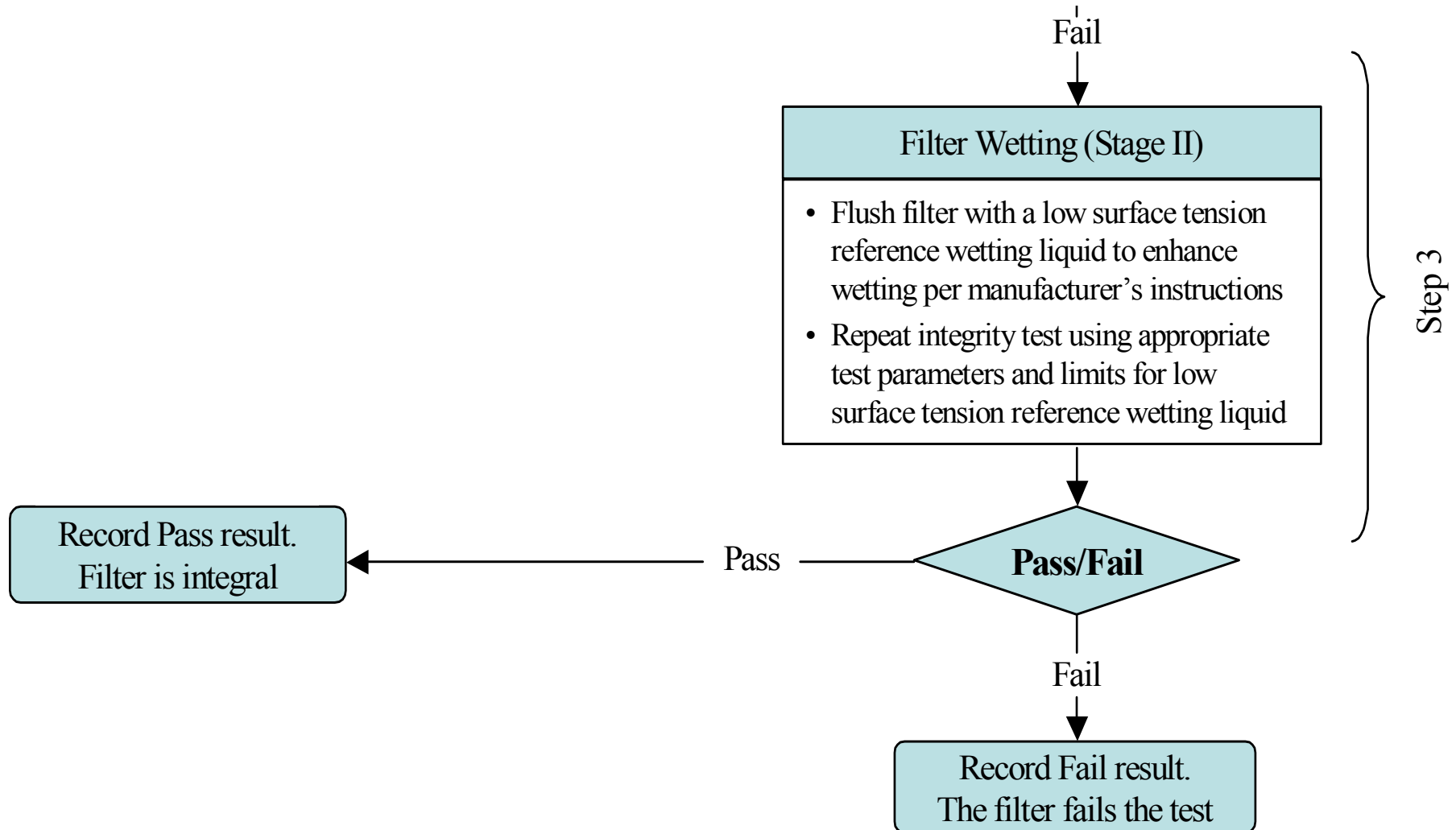
Integrity Test Failure Decision Tree



Integrity Test Failure Decision Tree



Integrity Test Failure Decision Tree



PDA TR 26 Revision 2007

- **Select Review Phase (to 8/15)**
- **PDA Member Review Phase (to 9/15)**
 - Available to PDA members on website
- **Publication (~Nov/Dec, 2007)**
 - **Suppl. to PDA J. Paren. Sci. & Techol.**